



PV INVERTER

Three-Phase / M100A_280

Features

- Excellent performance with max. 98.7% efficiency
- Toggle latch and fast installation design reduce installation efforts
- Built-in DC switches, SPD, String monitoring and Arc fault detection
- SUB_1G and Wi-Fi for quick commission via APP
- PC and APP tools enable plant-level commission
- Smart cooling system ensures high yield and performance
- IP66 and lightweight design



Rooftop



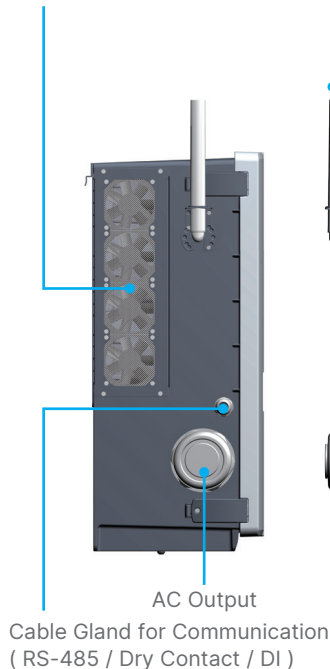
Ground
Mounted



Feature Highlights

Swappable Fan Kit

Smart cooling system enhances overall plant performance while minimizing noise.




SUB_1G
(optional)

Wireless Communication (SUB_1G/Wi-Fi) APP

MyDeltaSolar APP provides quick on-site commission and total plant monitoring solution.



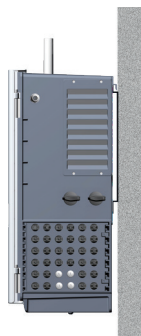

Wi-Fi (optional)



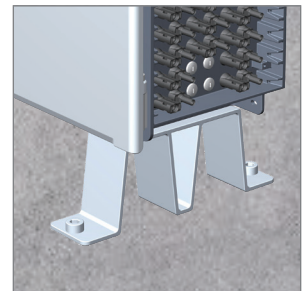
Fast Installation

The M100A_280 supports wall mount installation and ground mount installation, which can shorten installation times and save on the cost for additional racks.

Wall Mount



Ground Mount



Toggle Latch Design

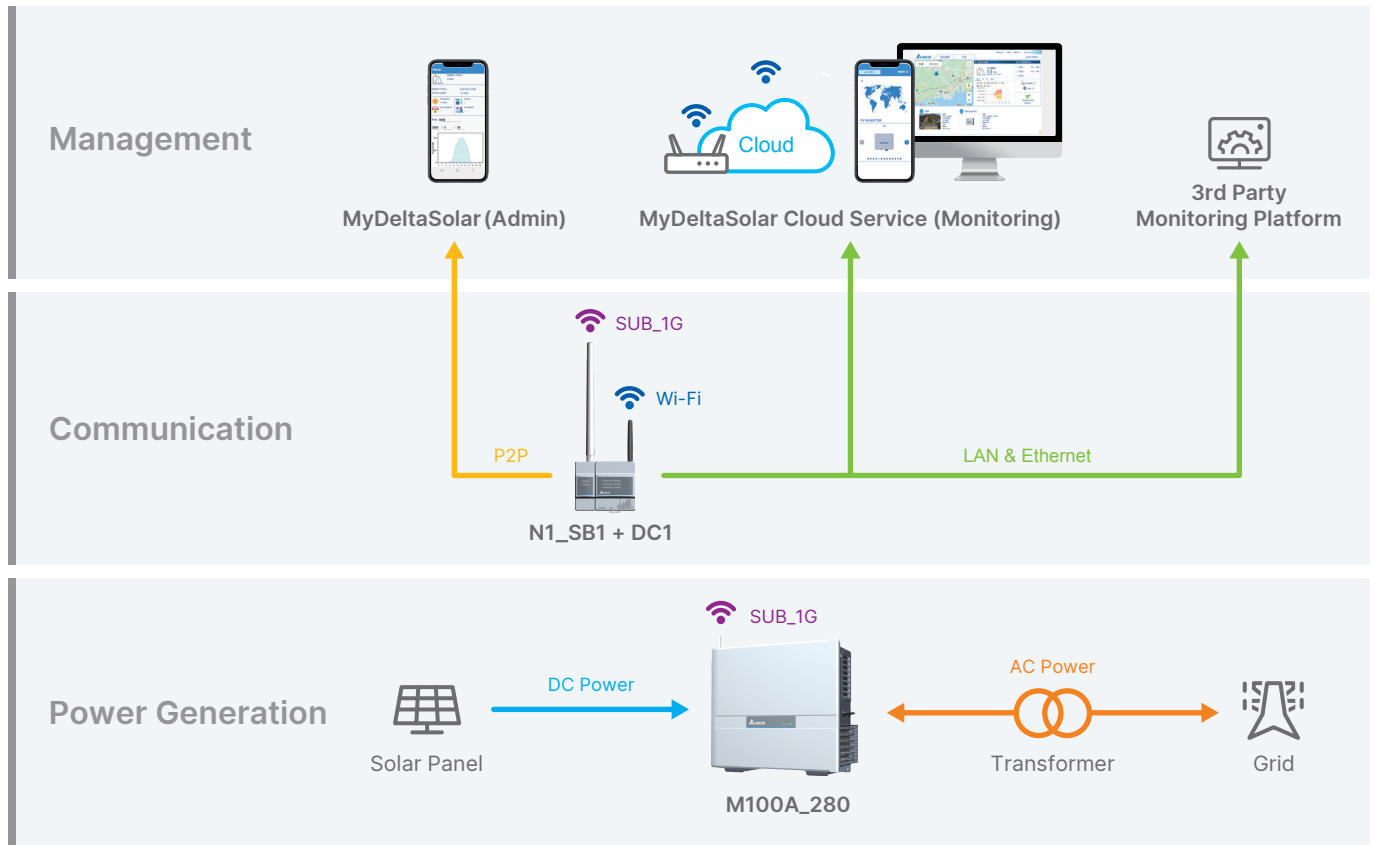
The toggle latch design saves considerable time for maintenance and minimizes the risk of water intrusion.



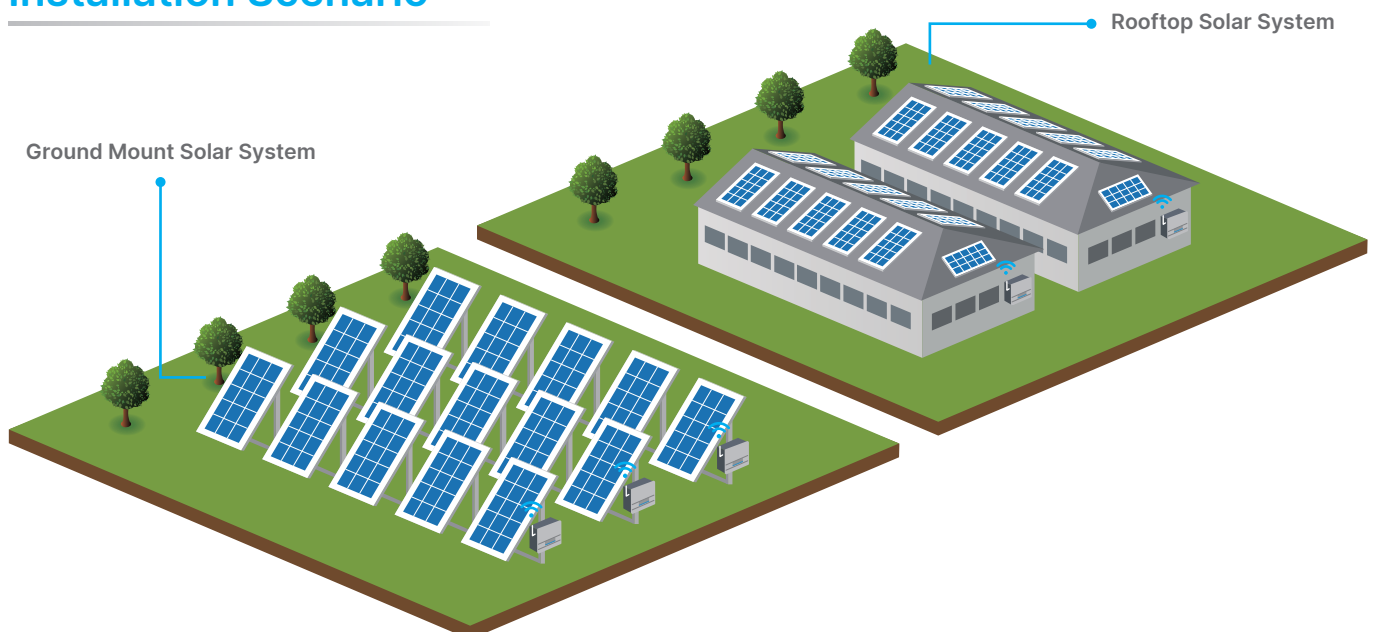
Product Overview

- Delta M100A_280 is able to reach 98.7% peak efficiency, 98.4% Euro-efficiency over converting PV energy.
- Eight MPPT design with wide MPP voltage range (520~840V) can maximize customer's revenue.

System Architecture



Installation Scenario



Specifications

Model Number	M100A_280
DC Input	
Max. Input Voltage	1100 V
Operating Voltage Range	200 - 1000 V
MPP Voltage Range for nominal power	520 - 840 V
Nominal DC Voltage	600 V
MPP Tracker	8
Max. Operating Current	30 A / MPPT
Max. Short Current Capability (Isc)	50 A / MPPT
DC Connection Type	16 pairs of Amphenol H4 DC Connector
Surge Protection	Type II SPD (built-in); Type I+II SPD (optional)
DC Switch	2 pcs
AC Output	
Max. Output Power	110 kVA
Max. Output Current	160 A
Output Power	100 kW @ 50°C; 110 kW @ 40°C
Nominal AC Voltage	AC 400 V, 3Ø3W or 3Ø4W
AC Voltage Range	88% to 120% of nominal AC voltage
Operating Frequency Range	50 / 60 Hz ± 5 Hz
Power Factor	0.8 ind - 0.8 cap
Night Time Reactive Power	60 kVAR
Surge Protection	Type II SPD
T.H.D	< 3% at Rated output current
AC Connection Type	Screw Clamp Terminal supports, Max. 185 mm ² , Cu and Al conductor
Night Time Consumption	< 3.5 W
Efficiency	
Peak Efficiency	98.7 %
Euro Efficiency	98.4 %
Communication	
Communication Port	RS-485 (built-in); SUB_1G, Wi-Fi (optional)
Communication Protocol	Delta, Sunspec
Indicator	LED (Alarm, Grid, COMM.)
Certificate	
Grid Support	IEC-62109-1/-2 VDE-ARN 4110 EN50549-2 PEA/MEA VPC
General Information	
Protection	Arc fault detection, DC reverse polarity detection, leakage current protection, Insulation resistance detection
Features	Night time Anti-PID, String current monitoring, IV curve scanning, Night time reactive power
Operating Elevation	< 4000 m
Operating Temperature	-25 to 60°C, > 50°C smart de-rating
Protection	IP66
Cooling	Smart fan air cooling
Noise	65.2 dBA @ 1m, Amb 25°C
Dimension (W × H × D)	699 × 629 × 264 mm
Weight	77 kg

* Specifications are subject to change without prior notice.

Delta Electronics (Thailand) PCL.

909 Soi 9, Moo 4, Bangpoo Industrial
Estate (E.P.Z.), Pattana 1 Rd., T.Prakasa,
A. Muang, Samutprakarn 10280 Thailand
TEL: +66 (0) 2709-2800
FAX: +66 (0) 2709-3200

www.DeltaThailand.com



2022 / 05 / 17